

LUXE PERFUMES CATALOG



LUXE
PERFUMES CAPS



HUGO
THE CAP DESIGN
in gold shiny



TALI GOLD
THE CAP DESIGN
in gold shiny



TALI ROSE GOLD
THE CAP DESIGN
in gold rose shiny



BRIANA BLACK
THE CAP DESIGN
in black glossy



BRIANA GOLD
THE CAP DESIGN
in black glossy



BRIANA SILVER
THE CAP DESIGN
in silver shiny



ERA GOLD
THE CAP DESIGN
in gold shiny



ERA SILVER
THE CAP DESIGN
in silver shiny



RANNA GOLD
THE CAP DESIGN
in gold shiny



RANNA BLACK
THE CAP DESIGN
in black glossy



POPO
THE CAP DESIGN
in gold shiny



POLO_4
THE CAP DESIGN
in gold shiny



COCO
THE CAP DESIGN
in gold shiny



CORRS SILVER
THE CAP DESIGN
in silver shiny



CORRS GOLD
THE CAP DESIGN
in gold shiny



MADISON
THE CAP DESIGN
in black & gold shiny



JASI BLACK GOLD
THE CAP DESIGN
in gold shiny with black



JASI WHITE GOLD
THE CAP DESIGN
in gold shiny with white



COLBY
THE CAP DESIGN
in gold shiny



DOME
THE CAP DESIGN
in silver shiny



GRANDE
THE CAP DESIGN
in gold shiny



FILLI GREEN DIAMOND
THE CAP DESIGN
in gold shiny



JADE BROWN DIAMOND
THE CAP DESIGN
in gold shiny



JADE RED DIAMOND
THE CAP DESIGN
in gold shiny



TERI GOLD
THE CAP DESIGN
in gold shiny



TERI SILVER
THE CAP DESIGN
in silver shiny



NERRY SILVER
THE CAP DESIGN
in silver shiny



CARREE SHINY BLACK
THE CAP DESIGN
in black glossy



CARREE SHINY GOLD
THE CAP DESIGN
in gold shiny



BALL BLACK
THE CAP DESIGN
in black glossy



TROY BLACK SILVER
THE CAP DESIGN
in black & silver shiny



BISCOTTI
THE CAP DESIGN
in black shiny



ENZO
THE CAP DESIGN
in gold shiny



CYRIL ALUMINIUM BLACK SHINY
THE CAP DESIGN
in aluminium black glossy



CYRIL ALUMINIUM WHITE SHINY
THE CAP DESIGN
in aluminium white glossy



PHILO MATT BLACK
THE CAP DESIGN
in black wood



RAMSY (KFG)
THE CAP DESIGN
in gold shiny



DREW SILVER
THE CAP DESIGN
in silver shiny



SUMMER-4
THE CAP DESIGN
in gold shiny



RIVER
THE CAP DESIGN
in gold shiny



KESIA
THE CAP DESIGN
in black glossy



LILO BLACK
THE CAP DESIGN
in black glossy



MARA
THE CAP DESIGN
in black matt



GENE
THE CAP DESIGN
in black matt



BRIX WHITE
THE CAP DESIGN
in white glossy



BRIX BLACK
THE CAP DESIGN
in black glossy



BAUX SILVER
THE CAP DESIGN
in silver shiny



BAUX GOLD
THE CAP DESIGN
in gold shiny



INOKE GOLD SHINY
THE CAP DESIGN
in gold shiny



INOKE GREEN MATT
THE CAP DESIGN
in green matt



INOKE BLUE MATT
THE CAP DESIGN
in blue matt



INOKE RED MATT
THE CAP DESIGN
in red matt



INOKE BLACK MATT
THE CAP DESIGN
in black matt



INOKE BLACK SHINY
THE CAP DESIGN
in black glossy



INOKE WHITE MATT
THE CAP DESIGN
in white matt



BULLET RED MATT
THE CAP DESIGN
in red matt



BULLET PINK MATT
THE CAP DESIGN
in pink matt



BULLET GREEN MATT
THE CAP DESIGN
in green matt



BULLET GRAY MATT
THE CAP DESIGN
in gray matt



BULLET SILVER MATT
THE CAP DESIGN
in silver matt



BULLET GOLD MATT
THE CAP DESIGN
in gold matt



BULLET WHITE MATT
THE CAP DESIGN
in white matt



BULLET GOLD SHINY
THE CAP DESIGN
in gold shiny



BULLET BLACK MATT
THE CAP DESIGN
in black matt



BULLET BLACK SHINY
THE CAP DESIGN
in black glossy



FAIRY GOLD
THE CAP DESIGN
in gold shiny



NATE GOLD
THE CAP DESIGN
in gold shiny



GLOBE
THE CAP DESIGN
in gold shiny



ROGUE SILVER
THE CAP DESIGN
in silver shiny



ROGUE GOLD
THE CAP DESIGN
in gold shiny



MARCUS CAP AND SHOULDER
THE CAP DESIGN
in white glossy





LUXE
PERFUMES BOTTLES



TEGAN 30ML

THE BOTTLE DESIGN

Rectangular glass bottle with sharp degree chamfered edges, clear, polished glass that highlights the clean geometry and wide front face.

BOTTLE DIMENSIONS

↔ 25.65mm
↔ 41.20mm
↑ 77.00mm
15mm



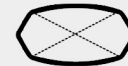
VANILLA 50ML

THE BOTTLE DESIGN

Oval glass bottle with a smooth, continuous oval silhouette, giving it a soft, pebble-like profile. The body curves evenly from side to side with no flat rectangular planes or angled edges, creating a fluid, sculpted form.

BOTTLE DIMENSIONS

↔ 30.00mm
↔ 70.00mm
↑ 78.00mm
15mm



CHASE POLISHED 75ML

THE BOTTLE DESIGN

Square glass bottle with a clean, upright silhouette and sharp, well-defined edges. Clear, smooth glass that gives a crisp, modern appearance while allowing full visibility of the content.

BOTTLE DIMENSIONS

↔ 43.00mm
↑ 123.00mm
15mm



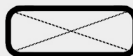
JUST 100ML

THE BOTTLE DESIGN

Rectangular glass flask with softly rounded edges, giving it a sleek, elongated profile. Clear, smooth glass that reflects light cleanly and highlights the bottle's balanced proportions.

BOTTLE DIMENSIONS

↔ 31.40mm
↔ 72.40mm
↑ 77.60mm
15mm



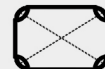
NOLAN 50ML

THE BOTTLE DESIGN

Rectangular glass bottle with softly rounded corners, giving it a balanced blend of structure and smoothness. Clear, glossy glass that reflects light cleanly and emphasizes the geometric symmetry of the form.

BOTTLE DIMENSIONS

↔ 31.40mm
↔ 47.20mm
↑ 100.00mm
15mm



CHASE POLISHED 50ML

THE BOTTLE DESIGN

Square glass bottle with a clean, upright silhouette and sharp, well-defined edges. Clear, smooth glass that gives a crisp, modern appearance while allowing full visibility of the content.

BOTTLE DIMENSIONS

↔ 42.75mm
↑ 85.00mm
15mm





JADEN POLISHED 80ML

THE BOTTLE DESIGN

Rectangular glass bottle with a clean, upright silhouette and sharp, well-defined edges. Clear, smooth glass that gives a crisp, modern appearance while allowing full visibility of the content.

BOTTLE DIMENSIONS

↔ 32.60mm
↔ 53.30mm ↑ 133.60mm 15mm



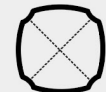
CODY 100ML

THE BOTTLE DESIGN

Square glass bottle with vertical ridges along the sides, a smooth cylindrical neck, and a round opening. Its clean, structured design gives it a modern and elegant look.

BOTTLE DIMENSIONS

↔ 47.50mm ↑ 112.00mm 15mm



CUBE 25ML

THE BOTTLE DESIGN

Rectangular and tall glass bottle with sharp degree chamfered edges, clear, glass that highlights the clean geometry and wide front face.

BOTTLE DIMENSIONS

↔ 23.60mm ↑ 84.00mm 15mm



TEGAN 50ML

THE BOTTLE DESIGN

Rectangular glass bottle with sharp degree chamfered edges, clear, polished glass that highlights the clean geometry and wide front face.

BOTTLE DIMENSIONS

↔ 29.70mm ↑ 89.70mm 15mm



RIVA POLISHED 75ML

THE BOTTLE DESIGN

Rectangular glass bottle with smooth, rounded edges and a clean, uninterrupted silhouette. The body appears as a simple, modern block of transparent glass, with gently curved lines and flat surfaces, giving it a simple and elegant look.

BOTTLE DIMENSIONS

↔ 27.90mm ↑ 123.60mm 15mm



GROVE 100ML

THE BOTTLE DESIGN

A clear, sculpted glass bottle with a square body, rounded edges, and a subtle spiral-ribbed texture that gives it a refined, decorative look, creating a cohesive, elegant design suited for luxury fragrances or premium liquids.

BOTTLE DIMENSIONS

↔ 49.70mm ↑ 107.60mm 15mm





HALEY 100ML

THE BOTTLE DESIGN

A cylindrical bottle that rises vertically with smooth, even walls. The base is slightly wider than the upper section, giving the form a grounded, stable stance. From this wider base, the body transitions gently upward into a narrower neck, creating a subtle taper that feels balanced rather than sharp.

BOTTLE DIMENSIONS

↔ 55.70mm ↓ 101.75mm 15mm



JADEN POLISHED 70ML

THE BOTTLE DESIGN

Rectangular glass bottle with a clean, upright silhouette and sharp, well-defined edges. Clear, smooth glass that gives a crisp, modern appearance while allowing full visibility of the content.

BOTTLE DIMENSIONS

↔ 35.00mm ↓ 116.70mm 15mm



VIVID POLISHED 75ML

THE BOTTLE DESIGN

Square perfume bottle with rounded edges for a soft, modern look. Thick clear glass with a smooth polished base.

BOTTLE DIMENSIONS

↔ 50.60mm ↓ 88.60mm 15mm



TORRY 30ML

THE BOTTLE DESIGN

Square glass bottle and tall with sharp degree chamfered edges. Clear, polished glass that highlights the clean geometry and wide front face.

BOTTLE DIMENSIONS

↔ 28.60mm ↓ 94.00mm 15mm



GLORIA 90ML

THE BOTTLE DESIGN

Cylinder glass container with a clean, vertical silhouette and a smoothly tapered upper section leading into a narrow neck. The body is fully rounded with no flat faces or angled edges, giving it a continuous, seamless profile. Clear polished glass enhances the purity of the form and highlights the gentle transition from the wider body to the slimmer opening.

BOTTLE DIMENSIONS

↔ 54.80mm ↓ 90.40mm 15mm



ZOLA 45ML

THE BOTTLE DESIGN

The bottle, straight-sided profile built around an hexagonal base. Each of the six sides rises vertically with clean, uninterrupted lines, giving the body a structured, architectural look.

BOTTLE DIMENSIONS

↔ 49.41mm ↓ 69.00mm 15mm






CUBE 50ML

THE BOTTLE DESIGN

Rectangular and tall glass bottle with sharp degree chamfered edges, clear, glass that highlights the clean geometry and wide front face.

BOTTLE DIMENSIONS




EROS 60ML

THE BOTTLE DESIGN

A cylindrical bottle that rises vertically with smooth, even walls. The base is slightly wider than the upper section, giving the form a grounded, stable stance. From this wider base, the body transitions gently upward into a narrower neck, creating a subtle taper that feels balanced rather than sharp.

BOTTLE DIMENSIONS




JADE 50 ML

THE BOTTLE DESIGN

Rectangular glass bottle with a clean, upright silhouette and sharp, well-defined edges. Clear, smooth glass that gives a crisp, modern appearance while allowing full visibility of the content.

BOTTLE DIMENSIONS




JADE 100 ML

THE BOTTLE DESIGN

Rectangular glass bottle with a clean, upright silhouette and sharp, well-defined edges. Clear, smooth glass that gives a crisp, modern appearance while allowing full visibility of the content.

BOTTLE DIMENSIONS







thank you
packaging design by LUXE PERFUMES